



**A BRIEF PROFILE  
OF THE CLASS OF 2024**

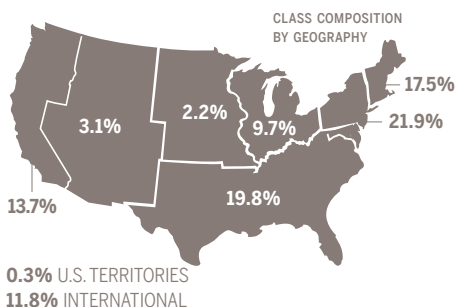
**2,015**

of **40,248** applicants were admitted  
to the **Class of 2024**.

1,407 MATRICULANTS

69.8% YIELD

34 ADMITTED FROM WAIT LIST



- 18.9% Biological Sciences
- 8.2% Computer Science
- 10.6% Engineering
- 14.8% Humanities
- 7.4% Mathematics
- 7.7% Physical Sciences
- 26.0% Social Sciences
- 6.5% Undecided

14.7% AFRICAN AMERICAN

24.4% ASIAN AMERICAN

12.7% HISPANIC OR LATINO

1.8% NATIVE AMERICAN

0.3% NATIVE HAWAIIAN

**Dear Colleagues,**

We know that this time is full of uncertainty as you advise students and their families on the next chapter of their education, and we would like to be helpful in any way we can.

In recognition of the limited availability of standardized tests, we welcome students to apply for admission to the Class of 2025 without test scores. While students who have scores may send them if they would like, those who do not will be at no disadvantage in our process. Our staff is undergoing training to be sure that we can effectively evaluate students' academic preparedness for Harvard without utilizing scores.

Staff and faculty have worked tirelessly since March to support students' education, whether on campus or at home. They spent the summer revising curricula and devising ways to keep students connected to one another and to our campus. We are currently housing about 25 percent of undergraduates, with the remainder learning remotely.

Our commitment to financial aid is unwavering. As always, we meet the full financial need of all Harvard undergraduates. We have no limit to the number of students we can support with financial aid, and applying for aid does not adversely affect an applicant's chance of admission.

Finally, this year we plan to support the use of Slate.org to make it easier for counselors to upload application materials on behalf of their students. As always, we value our relationship with high school and CBO counselors, and look forward to working with you in the year ahead.

Sincerely,

**William R. Fitzsimmons**

*Dean of Admissions & Financial Aid*

*September 22, 2020*

# ACADEMIC OPPORTUNITIES

## COURSES

3,700+

Courses available (including cross-registration at Harvard graduate Schools and MIT).

50 FIELDS OF CONCENTRATION (MAJORS)

50 SECONDARY FIELDS (MINORS)

120+ FIRST-YEAR SEMINARS

80+ LANGUAGES

## FACULTY



12 Median class size.



7:1 Average student/faculty ratio. In the **Harvard John A. Paulson School of Engineering and Applied Sciences**, the student/faculty ratio is 5:1.



Each first-year student has **three advisers**.

Practically **all faculty teach undergraduates**.

# STUDENT LIFE

## CAMPUS RESOURCES

97%

of students traditionally choose to live **on campus for all four years**, and they enjoy an **unlimited meal plan**.

ACADEMIC RESOURCE CENTER

ACCESSIBLE EDUCATION OFFICE

OFFICE OF BGLTQ STUDENT LIFE

OFFICE OF CAREER SERVICES

OFFICE OF SEXUAL ASSAULT PREVENTION AND RESPONSE

UNIVERSITY HEALTH SERVICES

WOMEN'S CENTER



## CURRICULUM STRUCTURE

### Liberal arts education

- Concentration [12-14 courses]
- General Education [4 courses]
- Distribution [3 courses]
- Electives + Secondary Field [6-11 courses]
- Students must also fulfill requirements in language, expository writing, and quantitative reasoning.

## GRADUATES

98%

of our students **graduate**, one of the highest graduation rates in the nation.

66%

of students normally have some **international experience**—study abroad, research, or another opportunity—during their time at Harvard.

## COMMUNITY AND ACTIVITIES

1,665

of our **6,700 undergraduates** are **first-year** students.

**50+ colleges and universities** and **75+ historical landmarks** span Cambridge and Greater Boston.

Harvard students come from **all 50 states** and **more than 100 countries**.

450+

**student organizations** of all kinds, including arts, public service, cultural, and pre-professional.

Harvard undergraduates can participate in athletics at the **club, intramural, or varsity level**. Please direct students who are interested in one of our 42 Division I teams to the following website for more information:  
[college.harvard.edu/athletics](https://college.harvard.edu/athletics)

# ADMISSIONS AND FINANCIAL AID

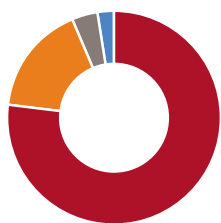
## ADMISSIONS: WHAT ARE WE LOOKING FOR?

Some applicants demonstrate extraordinary promise in academic or research endeavors. Some show uncommon talent in other areas, such as leadership, performing arts, or athletics. Most of our students combine the best of both scholastic and extracurricular achievement. Personal qualities—integrity, maturity, strength of character, and concern for others—also play an important part in our evaluations.

## DEADLINES

	EARLY ACTION	REGULAR DECISION
Common Application, Universal College Application, or Coalition Application	November 1	January 1
Secondary School Report and two letters of recommendation	November 1	January 1
Financial aid application materials	November 1	February 1
Notification date for applicants	Mid-December	Late March

## TYPICAL FINANCIAL AID PACKAGE



- Scholarships [\$59,100]
- Parent Contribution [\$12,700]
- Student Term-Time Work [\$2,600]
- Student Asset Contribution [\$250]

Our aid is entirely need-based, and grant eligibility is determined in the same manner for all admitted students regardless of nationality or citizenship status.

## FINANCIAL AID: REMOVING ECONOMIC BARRIERS

Applying for financial aid does not jeopardize any student's chance for admission, including international applicants. Indeed, the Admissions Committee may respond favorably to evidence that a candidate has overcome significant obstacles, financial or otherwise. All of Harvard's financial aid is awarded on the basis of demonstrated financial need—there are no academic, athletic, or merit-based awards. Harvard meets the demonstrated need of every student for all four years.

Our financial aid program requires no contribution from Harvard families with annual incomes below \$65,000; asks no more than 10 percent of income for those with incomes up to \$150,000; and expects proportionally more from families with incomes more than \$150,000. Families at all income levels who have significant assets are asked to pay more than those without. Our financial aid officers work closely with families to ensure that Harvard is accessible to all admitted students. We do not require students to take out loans, although they are asked to cover their personal expenses through term-time work.

We value our relationships with our school and CBO counselors. To be put in touch with your regional admissions officer, simply contact us at:

617-495-1551

college@fas.harvard.edu

college.harvard.edu/  
school-counselors

You and your students can follow us here:

@applytoharvard

facebook.com/  
harvardadmissions

@harvard\_admissions

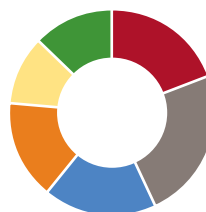
## 90%

of American families would pay the same or less to send their children to Harvard as they would their state university.

## 20%

of our students' families **pay nothing** for their children to attend Harvard.

## SCHOLARSHIP RECIPIENTS' INCOME LEVELS



- \$0-40,000
- \$40,000-80,000
- \$80,000-120,000
- \$120,000-160,000
- \$160,000-200,000
- \$200,000+

## 100%

of our students can **graduate debt-free**.

*Your students can get an estimate of their financial aid on our Net Price Calculator, también en español.*

college.harvard.edu/npc | college.harvard.edu/npc-espanol

## APPLICATION

For undergraduate study, students apply only to Harvard College. While applicants can indicate an interest in a particular academic area, they do not apply to a specific School or department. Harvard students declare their concentration (field of study) at the end of their third semester.

Students may submit additional materials, such as art, music, or research, using the instructions in their **Applicant Portal**.

**HARVARD COLLEGE**

OFFICE OF ADMISSIONS /  
GRIFFIN FINANCIAL AID OFFICE

86 Brattle Street  
Cambridge, Massachusetts 02138